

## Non-Oil Foreign Trade

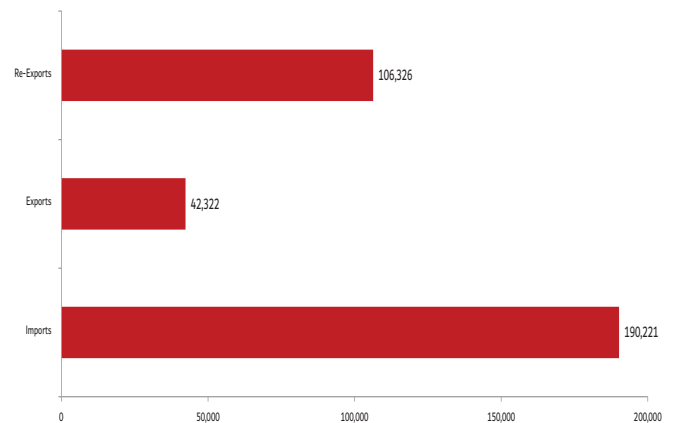
Quarter one 2019\_ Emirate of Dubai

Non-Oil Foreign Trade reaches

339 Billion AED in Quarter one 2019

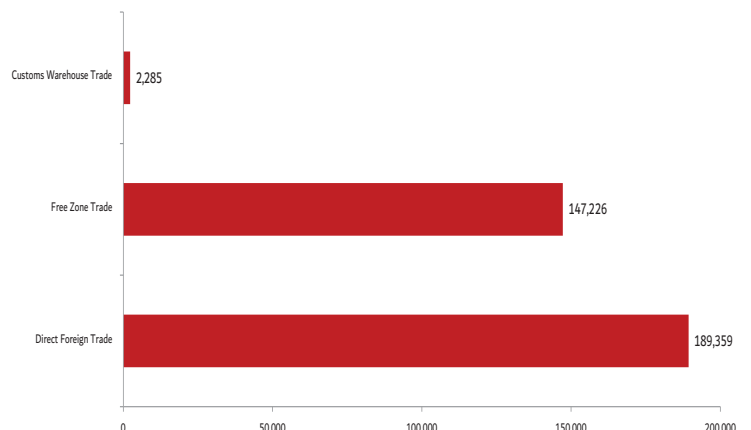
### Foreign Trade by Type

- Foreign Trade Imports amounted 190,221 Million AED in Quarter one 2019, with contribution of 56.1%.
- Foreign Trade Exports amounted 42,322 Million AED in Quarter one 2019, with contribution of 12.5%.
- Foreign Trade Re-Exports amounted 106,326 Million AED in Quarter one 2019, with contribution of 31.4%.



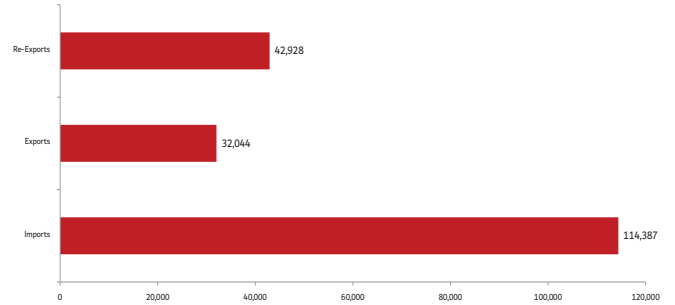
### Foreign Trade by Zone

- Direct Foreign Trade amounted 189,359 Million AED in Quarter one 2019, with contribution of 55.9%.
- Free Zone Trade amounted 147,226 Million AED in Quarter one 2019, with contribution of 43.4%.
- Custom Warehouse Trade amounted 2,285 Million AED in Quarter one 2019, with contribution of 0.7%.



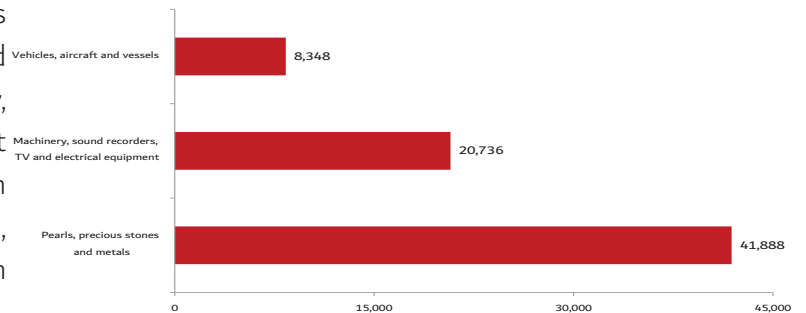
## Direct Foreign Trade

- Direct Foreign Trade Imports amounted 114,387 Million AED in Quarter one 2019, with contribution of 60.4%.
- Direct Foreign Trade Exports amounted 32,044 Million AED in Quarter one 2019, with contribution of 16.9%.
- Direct Foreign Trade Re-Exports amounted 42,928 Million AED in Quarter one 2019, with contribution of 22.7%.



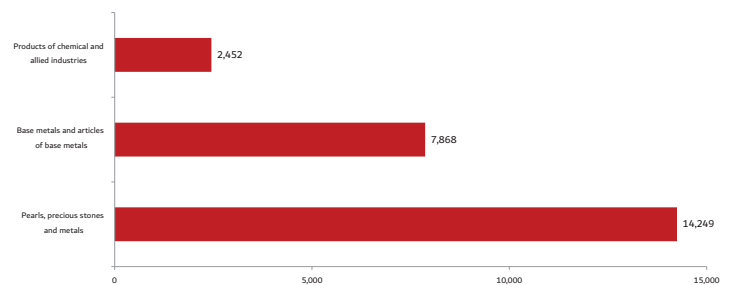
- In Quarter one 2019, Pearls, precious stones and metals obtain the lead in Imports with amount of 41,888 Million AED and contribution of 36.6%, then Machinery, sound recorders, tv and electrical equipment amounted to 20,736 Million AED with contribution of 18.1%, followed by Vehicles, aircraft and vessels amounted to 8,348 Million AED with contribution of 7.3%.

The most outstanding sections in Direct Foreign Trade Imports (value in Million)



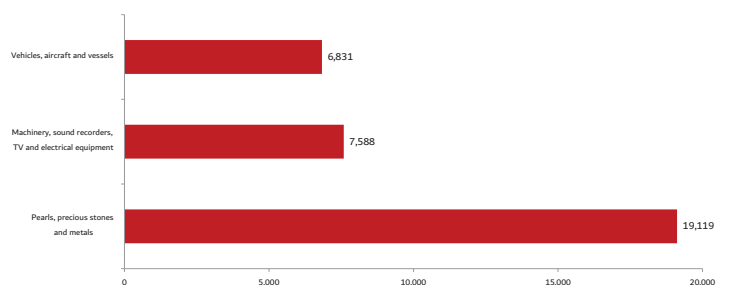
- In Quarter one 2019, Pearls, precious stones and metals obtain the lead in Exports with amount of 14,249 Million AED and contribution of 44.5%, then Base metals and articles of base metals amounted to 7,868 Million AED with contribution of 24.6%, followed by Products of chemical and allied industries amounted to 2,452 Million AED with contribution of 7.7%.

The most outstanding sections in Direct Foreign Trade Exports (value in Million)



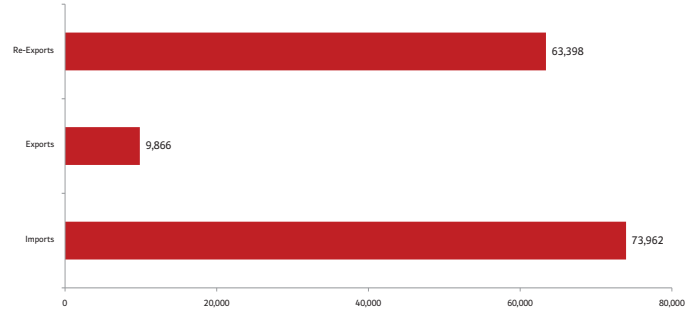
- In Quarter one 2019, Pearls, precious stones and metals obtain the lead in Re-Export with amount of 19,119 Million AED and contribution of 44.5%, then Machinery, sound recorders, tv and electrical equipment amounted to 7,588 Million AED with contribution of 17.7%, followed by Vehicles, aircraft and vessels amounted to 6,831 Million AED with contribution of 15.9%.

The most outstanding sections in Direct Foreign Trade Re-Exports (value in Million)

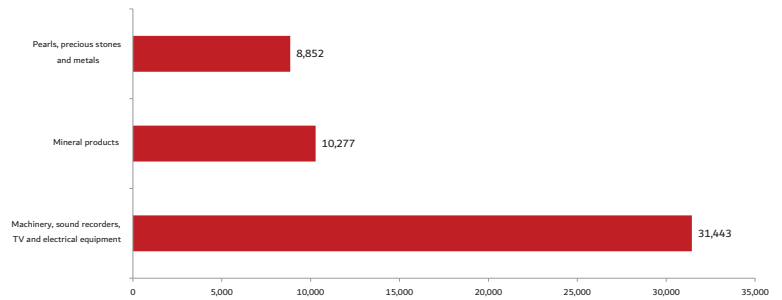


## Free Zone Trade

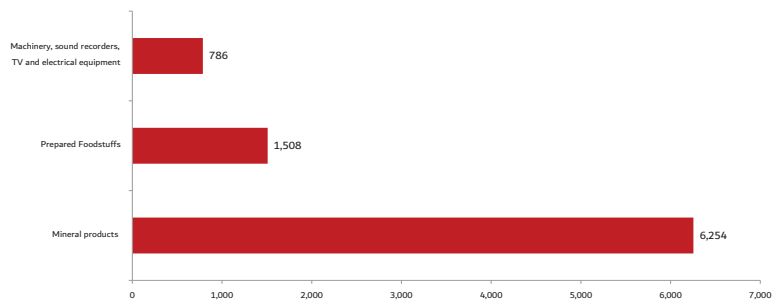
- Imports amounted to 73,962 Million AED and contributed 50.2% of Free Zone Trade in Quarter one 2019.
- Exports amounted to 9,866 Million AED and contributed 6.7% of Free Zone Trade in Quarter one 2019.
- Re-Exports amounted to 63,398 Million AED and contributed 43.1% of Free Zone Trade in Quarter one 2019.
- In Quarter one 2019, Machinery, sound recorders, tv and electrical equipment obtain the lead in Imports of Free Zone Trade with amount of 31,443 Million AED and contribution of 42.5%, then Mineral products amounted to 10,277 Million AED with contribution of 13.9%, followed by Pearls, precious stones and metals amounted to 8,852 Million AED and contribution of 12.0%.
- In Quarter one 2019, Mineral products obtain the lead in Exports of Free Zone Trade with amount of 6,254 Million AED and contribution of 63.4%, then Prepared foodstuffs amounted to 1,508 Million AED with contribution of 15.3%, followed by Machinery, sound recorders, tv and electrical equipment amounted to 786 Million AED and contribution of 8.0%.
- In Quarter one 2019, Machinery, sound recorders, tv and electrical equipment obtain the lead in Re-Export of Free Zone Trade with amount of 34,355 Million AED and contribution of 54.2%, then Pearls, precious stones and metals amounted to 7,436 Million AED with contribution of 11.7%, followed by Mineral products amounted to 5,092 Million AED and contribution of 8.0%.



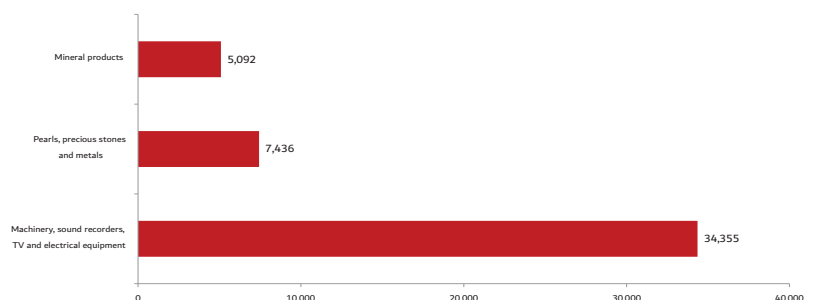
The most outstanding sections in Free Zone Trade Imports (value in Million)



The most outstanding sections in Free Zone Trade Exports (value in Million)

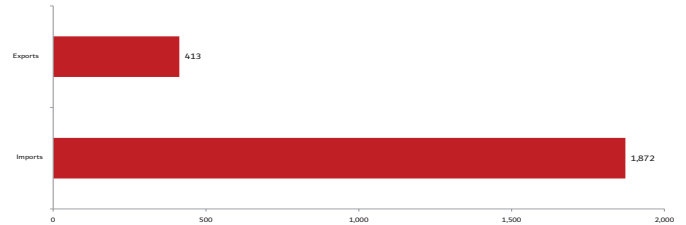


The most outstanding sections in Free Zone Trade Re-Exports (value in Million)

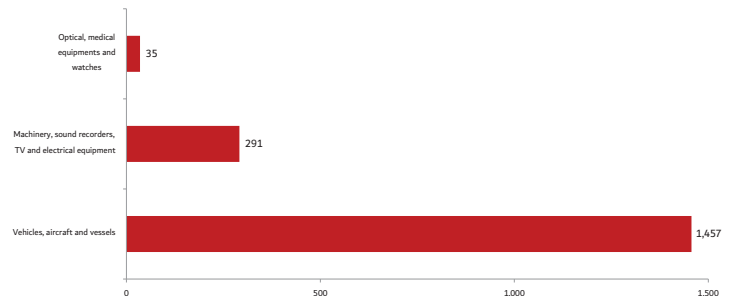


## Custom Warehouse Trade

- Imports amounted to 1,872 Million AED and contributed 81.9% of Custom Warehouse Trade in Quarter one 2019.
- Exports amounted to 413 Million AED and contributed 18.1% of Custom Warehouse Trade in Quarter one 2019.
- In Quarter one 2019, Vehicles, aircraft and vessels obtain the lead in Imports of Custom Warehouse Trade with amount of 1,457 Million AED and contribution of 77.8%, then Machinery, sound recorders, tv and electrical equipment amounted to 291 Million AED with contribution of 15.6%, followed by Optical, medical equipments and watches amounted to 35 Million AED and contribution of 1.9%.
- In Quarter one 2019, Machinery, sound recorders, tv and electrical equipment obtain the lead in Exports of Custom Warehouse Trade with amount of 265 Million AED and contribution of 64.3%, then Vehicles, aircraft and vessels amounted to 85 Million AED with contribution of 20.6%, followed by Optical, medical equipments and watches amounted to 26 Million AED and contribution of 6.4%.



The most outstanding sections in Custom Warehouse Trade Imports (value in Million)



The most outstanding sections in Custom Warehouse Trade Exports (value in Million)

